

Collective Worship Theme this half term = Honesty & Trust

Attendance this week is 91.7% (target is 96%)

17 Nov 2023

School News and Message from the Headteacher

It's been another busy week in school, ending with our fundraising efforts today for **Children in Need**. We were delighted to be joined by PE teacher Mr Jackson from the Ryedale Trust, who led the children in a special archery taster experience as part of the day's events. Well done to the competition winners for each class!

This week we held our second 'Stay and Play' in infants for potential new starters for the next academic year. It is always so lovely to see the older children in the class step up and model our Gillamoor values on these occasions, they really are an absolute credit to the school and to yourselves. Do please continue to spread the word about Gillamoor to friends with younger children. We are fortunate to be flourishing in numbers at present and hope to continue to be in the coming years.

Thank you to everyone who has placed Scholastic book orders - the funds raised from this scheme allow us to continue to purchase new and exciting books for use in class and in our library.

May I remind everyone to make sure that your children comes to school with a winter coat each day, so that we can continue to enjoy the outdoors even in the colder weather.

Many thanks,

Mrs Elsey



Parentpay Parent Pay Debt – There is **£1566.45 debt** on Parent Pay today for lunches, swimming, transport and clubs. **Unfortunately, we have made the difficult decision, that any club with an outstanding amount, will mean your child/ren will no longer be able to attend.** Thank you so much to everyone for putting credit on your accounts and paying in advance. If you are unable to make payments in advance for any reason, please let us know. **School cannot afford to subsidise parents which means any accounts not in credit for clubs, pupils will no longer be able to attend.**



*First the blade, then the ear,
then the full grain.*

@SchoolGillamoor

Gillamoor C of E Primary
School

**This week's
winning House is
ASH**

**Last week's win-
ning House was
OAK**

DATES FOR YOUR DIARY

- 24 Nov-Y5/6 Boys Football, Ryedale
- 26 Nov-Wreath making
- 1 Dec—Bags2School
- 5 Dec—Stay and Play 1.15pm-2.45pm
- 6 Dec-Stall on Kirkbymoorside market
- 8 Dec—KS2 Gymnastics
- 12 Dec-FGB meeting
- 12 Dec-Wren Nativity 2.00 pm
- 13 Dec-Wren Nativity, 5.30 pm
- 15 Dec-After School Clubs finish
- 15 Dec—Panto!
- 19 Dec—Return Xmas Hamper number sheets
- 20 Dec—Xmas Hamper Draw
- 26 Jan—Film Night





Thank you to all that attended last week's film night. It was a success as usual. The next one is **Friday 26th January**.

We are holding our **Wreath Making Afternoon** on **Sunday 26th November** at Fadmoor Village Hall between 2pm - 4pm. Places are £25 each, places are limited so early booking is essential.

For the Wreath making afternoon we are looking for the following donations -

Candles – dinner; Decorations for the wreaths; Oasis & trays; Foliage - Holly, conifer, fir, eucalyptus; Pine cones; Baubles; Ribbon; Wire; Small glass jars

Next week we will also be sending home our Xmas Hamper number sheets. All sheets need to be back in school by **19th December** for the Hamper draw to take place on the **20th December**. If you need anymore sheets please let Rachel Patterson or school know.

School Clubs



Sport Club on a Wednesday finishes at 4.30 pm and is held on the school playground. **All after school clubs finish on Friday 15 December.**

Reception places for 2024

We are holding some stay and play sessions for anyone who is considering applying for a place for their child for September 2024 entry to Reception.

Tuesday 5 December 1.15 pm—2.45 pm

Please call to book a place and pass on to friends who may be interested.

Applying for a Reception Place from September 2024

If your child is due to start school in September 2024, you will need to apply for a school place on line.

www.northyorks.gov.uk/school-admissions

15 January is the deadline for applying.

16 April is National Offer Day

Scholastic Book Club

We have created a school account for the Scholastic Book Club—they have a fabulous range of new books, as well as some classics. All books are delivered to the school and we have timed our order window to arrive in plenty of time for Christmas Presents.

<https://schools.scholastic.co.uk/gillamoor-ce/digital-book-club>

School receives money from every purchase which we can put towards our own school-book purchases. **Closing date 17 November**



Starting Primary School

Staff Training/meetings

Maths Hub

RE Network

First Aid Training

PSHE Leaders

School Lunches

Week beginning 20 November is Week 2 of our menu.





FRIENDS OF GILLAMOOR SCHOOL WREATH MAKING

COME ALONG ON SUNDAY 26TH
NOVEMBER
FADMOOR VILLAGE HALL 2PM - 4PM

AND MAKE YOUR OWN WREATH.
EVERYTHING SUPPLIED TO MAKE IT.
ALSO PROVIDED ARE CHRISTMAS
REFRESHMENTS

£25.00 PER PERSON. PLACES ARE
LIMITED.

PLEASE CONTACT US VIA FACEBOOK OR EMAIL
FRIENDSOFGILLAMOORSCHOOL@GMAIL.COM



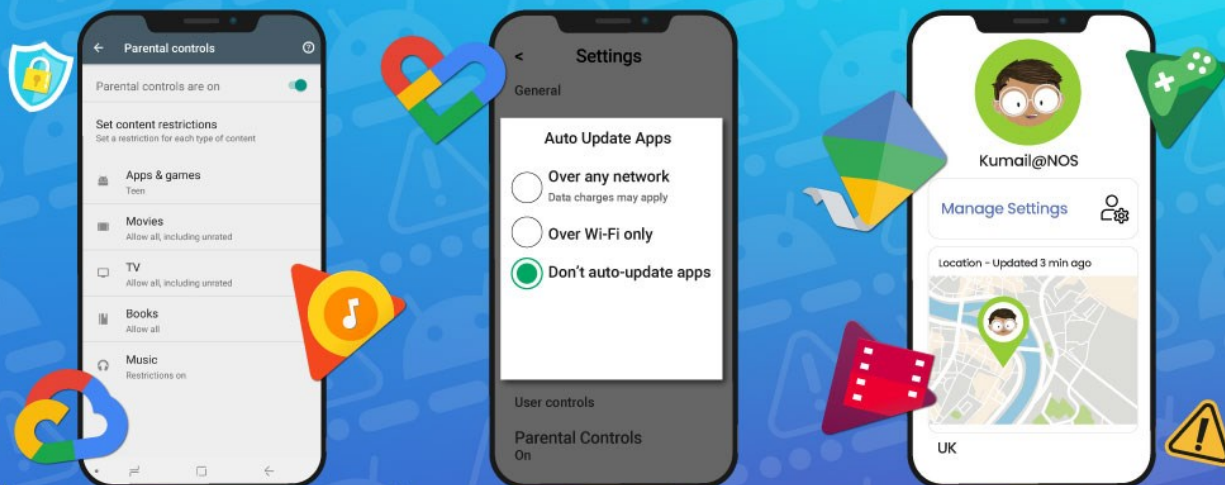
Online Safety is a serious subject and as teachers, we are keen to help parents understand ways they can act to keep their children safe online. Each week, I will share a link to materials from the National Online Safety organisation. This week's topic is about setting parental controls. There is an Android and an iPhone version of this, so please continue to the next page to see both.

At National Online Safety, we believe in empowering parents, carers and trusted adults with the information to hold an informed conversation about online safety with their children, should they feel it is needed. This guide focuses on one issue of many which we believe trusted adults should be aware of. Please visit www.nationalonlinesafety.com for further guides, hints and tips for adults.

How to Set up PARENTAL CONTROLS for APPS

Android Phone

On Android phones, restricting access to particular apps usually requires going onto Google Play. From there, it's fairly easy to navigate your way through the settings to manage the parental controls and authentications relating to any apps on the device. These features can prevent your child from downloading or buying anything unsuitable for their age. Updated versions of apps or games that your child has already installed may occasionally contain something inappropriate, so we've explained how to stop those, too.



How to Block App Downloads (This Also Disables In-app Purchases):

- 1 Open Google Play Store
- 2 Tap the profile icon in the top right
- 3 Tap Settings
- 4 Scroll down to the Family section and tap Parental controls
- 5 Toggle 'Parental controls are off' to 'Parental controls are on'
- 6 Create a PIN and tap OK
- 7 Confirm your PIN and tap OK again
- 8 Tap Apps & Games
- 9 Set the age limit you wish to set
- 10 Tap Save to apply your changes

How to Stop Auto-updates

- 1 Open Google Play Store
- 2 Tap the profile icon in the top right
- 3 Tap Settings
- 4 Tap Auto-Update Apps
- 5 Select 'Don't auto-update apps' and then tap Done

Restricting Apps Through Google Family Link

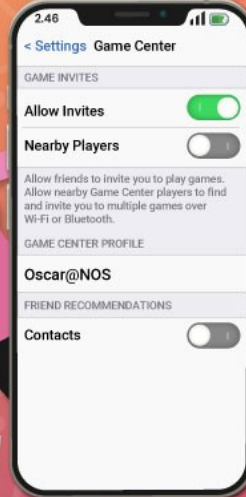
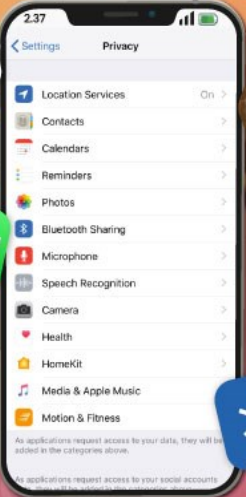
- 1 Open Google Play Family Link for parents
- 2 Tap the three horizontal lines in the top left
- 3 Select your child's account
- 4 Tap Manage
- 5 Tap Controls on Google Play
- 6 Tap Apps & Games
- 7 Select the age limit you wish to set



NOS National Online Safety
www.nationalonlinesafety.com

How to Set up PARENTAL CONTROLS for APPS iPhone

Apple devices come with built-in apps already available: Mail, FaceTime and Safari, for example. However, you can choose which apps and features appear on your child's device and which ones don't. You can also manipulate the features in Game Centre to enhance your child's safety and privacy when playing games, as well as blocking iTunes or App Store purchases if you wish.



How to Restrict Built-in Apps/Features

- 1 Open Settings
- 2 Tap Screen Time
- 3 Tap Content & Privacy Restrictions
- 4 Tap Allowed Apps (you may need to toggle this to 'on' at the top)
- 5 Enable or disable the apps you wish to appear (or disappear) on your child's device

How to Restrict Game Centre

- 1 Open Settings
- 2 Tap Screen Time
- 3 Tap Content & Privacy Restrictions
- 4 Tap Content Restrictions (you may need to switch the toggle at the top to the 'on' position)
- 5 Scroll down to Game Centre
- 6 Choose between Allow, Don't Allow, or Allow with Friends Only in the settings for each feature

How to Restrict iTunes & App Store Purchases

- 1 Open Settings
- 2 Tap Screen Time
- 3 Tap Content & Privacy Restrictions
- 4 Tap iTunes & App Store Purchases
- 5 Select Allow or Don't Allow for each feature (you can also lock these settings with a password)

